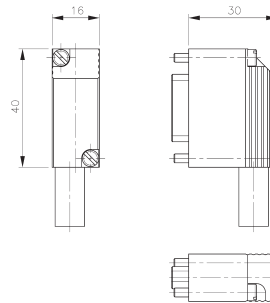

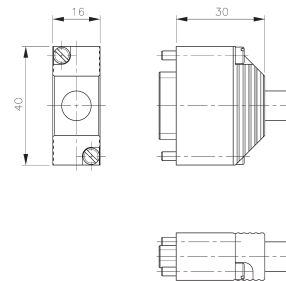


Connectors and Cable ST40 W__ /ST40 G__



ST40 W__



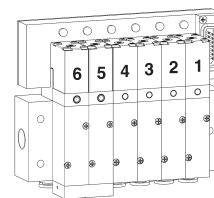
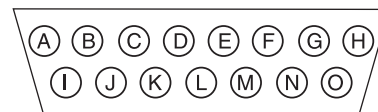
ST40 G__

Connector and cables for Hafner valve-terminals. O-ring seal assures best protection against water and humidity. Standard cable length is 3 m, others are available on request.

2 screws are included.

Relationship of valve-position, cable-colour and PINS in the connector

Position of solenoid	Colour of cable	PIN
1	brown	K
2	green	M
3	yellow	C
4	grey	F
5	pink	J
6	blue	N
7	red	B
8	black	G
9	violet	I
10	grey-pink	O
11	blue-red	A
12	white-green	H
13	brown-green	D
14	white-yellow	E
common – or +	white	L



Please be aware: Always count position of solenoid from the connector !

Type	Exit of cable	Number of laces
ST40 W6	at the side	7, 6 positions and common Plus or Minus
ST40 W14	at the side	15, 14 positions and common Plus or Minus
ST40 G06	at the back	7, 6 positions and common Plus or Minus
ST40 G14	at the back	15, 14 positions and common Plus or Minus